



Guide to...

SUMMER TOURING

Caravanning is brilliant at any time of year, but summer is the best season of all, whether you're relaxing on the beach, hiking in the countryside or exploring a historic city. Here's how to make the most of everything it has to offer!

84

On the beach

You're spoilt for choice when it comes to great seaside trips – here are seven of our favourites

86

Dining outdoors

One of the many great pleasures of touring is enjoying a meal in the open air. We select three classic dishes perfect for caravan cookery

89

Caravan kit and apps

From the vast array of gear and numerous apps now available, these are our top picks

92

Summer adventures

Getting back on the road means now is the time to try something new. Zorbing, anyone?

95

Boost your budget

Our expert caravanners share some of their top tips to cut costs while you're out on tour

96

Beat the crowds

If you're looking for less well known, yet still spectacular, spots to explore, look no further!



84



92

CUT OUT
AND KEEP
GUIDE!



Also available as a FREE ebook – see
www.practicalcaravan.com/know-how/ to download yours!



SEASIDE SITES

Take time to chill with our pick of seven brilliant beachside campsites



1 Pinewoods, Norfolk

Sitting pretty on the edge of Wells Beach and a short walk from the celebrated Holkham Beach, Pinewoods offers a variety of accommodation, including touring options. It's a sizeable park, with a lake, playground, café and shop, and even its own miniature railway. The big draw is those wonderful beaches, all of which are situated within the Norfolk Coast Area of Outstanding Natural Beauty. It goes without saying, the region is also great for cycling and walking – "Very flat, Norfolk!"

➤ www.pinewoods.co.uk



2 Silver Sands, Moray Firth

With direct access to West Beach, and to the west of the town of Lossiemouth on the Moray Firth coast, Silver Sands Holiday Park offers great amenities in a beautiful setting.

For fans of drama series *The Crown*, it's also only a short walk to Gordonstoun, where Prince Charles went to school.

There's plenty to do in Lossiemouth, where there's a museum and a marina and two nearby golf courses. But the main attraction has to be the Moray Firth, with its wonderful bottlenose dolphins.

➤ silver-sands.co.uk/our-parks



3 Eyemouth, Berwickshire

This site is all about the views, positioned as it is on a dramatic headland overlooking an absolutely glorious sandy beach.

There are actually three beaches to choose from, and the fishing port of Eyemouth makes for an interesting day out. Eyemouth is in the Borders, giving you access to charming coastal villages such as St Abbs, in Scotland, and the fine town of Berwick-upon-Tweed, in magnificent Northumberland.

It's also a short hop to Lindisfarne National Nature Reserve, with its seals and seabirds, or south to the beaches of Beadnell.

➤ www.parkdeanresorts.co.uk



4 Three Cliffs Bay, Gower Peninsula

The vast sandy beaches are a huge attraction of the Gower, in South Wales, yet they never seem crowded. Among the best has to be Three Cliffs Bay – golden sands backed by imposing limestone cliffs. You can cut through the cliffs via an archway, or walk across them to the ruins of Pennard Castle. Down below, the Pennard Pill stream weaves its gentle way towards the sea.

The relatively steep walk to the beach keeps the crowds at bay, especially in the early morning, while Three Cliffs Bay Holiday Park offers amazing cliffside pitches, overlooking the shoreline.

➤ threecliffsbay.com



**CUT OUT
AND KEEP
GUIDE!**



5 Pentewan, Cornwall

Intriguing coves, romantic fishing villages and plenty of wide sandy beaches can be found along Cornwall's southern coast. The mile-long stretch of near-white sand at Pentewan looks out over the English Channel and is well-served by fantastic facilities, such as waterskiing, a boat launch and The Seahorse centre, with its indoor pools and play area. Food is available al fresco on the beautiful decked area overlooking the bay, or down at the beach shack.

➤ pentewan.co.uk



6 Ladram Bay, Devon

Overlooking the glorious Jurassic Coast and with its own beach, it's easy to see why this is such a popular park.

It's very much a resort for the whole family, a place where you can all enjoy the excellent amenities, such as crazy golf, indoor swimming pools, a climbing wall and an adventure playground. Take a dip in the bay, or try a spot of kayaking.

Locally, you'll find Budleigh Salterton and Sidmouth, while Exeter is only 14 miles away. New for 2021 is The Bay View Barista, for light refreshments with a perfect panoramic backdrop.

➤ www.ladrambay.co.uk



7 Abererch Sands, North Wales

Its position on the Llŷn Peninsula makes this holiday park a wonderful base for exploring North Wales. There's plenty to see, everything from Snowdonia and the Ffestiniog & Welsh Highland Railways to the stunning Italianate village of Portmeirion.

However, you might find you've enough to explore on your doorstep, because this park has its own private, four-mile, sandy beach, offering bathing, waterskiing and boating. Nearby, you'll find the seaside town of Pwllheli and on site, there is an indoor swimming pool, a snooker room and a children's play area.

➤ abererch-sands.co.uk



AL FRESCO DINING

One of the many great pleasures of summertime touring is enjoying a meal in the open air. Here are three of our favourite easy-to-make recipes

HUMMUS

A dish so deliciously iconic, the whole world continues to debate about its origins

A chickpea and tahini delight, hummus is so widely adored that everyone, from the Greeks to the Turks to the North Africans to the Arabs, claims it as their own. The argument over the origin of this humble staple has been raging since ancient times and will no doubt continue long into the future. A related gastronomic battle has also seen countries compete to make the largest bowl of hummus – a Guinness World Record that Lebanon has held since 2010, thanks to a rather staggering 10,452kg (11.5t) serving. The historic origins of the dish can be traced back through cookbooks to 13th-century Egypt, but the intriguing legend is that it was created by 12th-century sultan Saladin.

top tip...

Dried chickpeas can be replaced with tinned varieties: simply skip the soaking process and forgo the use of bicarbonate of soda



INGREDIENTS

Serves 4

Prep 10 minutes

Rest 10 hours

Cook 1 hour

- ❑ 400g/14oz/2 cups chickpeas, dried
- ❑ 1.5 tsp bicarbonate of soda
- ❑ 5 heaped tbsp good-quality tahini
- ❑ 1 lemon, juiced
- ❑ 1 clove garlic, crushed
- ❑ Pinch salt
- ❑ Extra-virgin olive oil, to garnish
- ❑ Paprika, to taste

RECIPE

STEP 1 Rinse the chickpeas and place in a bowl with twice the volume of cold water. Add 1 tsp bicarbonate of soda, stir and soak overnight.

STEP 2 Drain the chickpeas and rinse thoroughly under cold water.

STEP 3 Fill a large saucepan with cold water, then add the chickpeas and 1/2 tsp bicarbonate of soda. Place on a high heat and bring to the boil, then cover the saucepan and allow to simmer for about one hour. Check regularly and remove any white foam that forms on top of the water.

STEP 4 To check if the chickpeas are cooked, crush one between your fingers. If it crushes easily and feels smooth, they are ready.

STEP 5 Stir the chickpeas vigorously to loosen the skins and skim away any that come off.

STEP 6 Drain the chickpeas and reserve some of the cooking water. Rinse thoroughly.

STEP 7 Set a few chickpeas aside for garnish. Blitz the rest in a mini (low-wattage) food processor for one minute. Add the tahini, lemon juice, garlic and salt, then blitz again. Stop to scrape down the sides, continue blitzing until the mixture is smooth. If it's too thick, add 1 tbsp of the chickpea cooking water to thin.

STEP 8 Serve the hummus in a bowl, drizzled with extra-virgin olive oil, sprinkled with paprika and garnished with whole chickpeas.

PAELLA

This blend of chicken, chorizo and seafood in aromatic rice is a new twist on a Spanish classic

No dish in the world can divide people quite like paella: purists forbid any change at all from the age-old recipe, insisting on ingredients and methods as prescribed by centuries of tradition.

Meanwhile, non-conformists take a more interpretative approach to cooking this renowned dish. To some, the addition of chorizo is an act of culinary heresy!

Although our recipe deviates from the age-old version, we've adhered more or less to the authentic method, with a few small – no less heretic – twists, including the controversial chorizo, as well as using some more accessible alternatives, such as chicken instead of rabbit or snails.

Traditional paella is, of course, cooked in a specialised, two-handled pan, but on tour, a large, deep frying pan should suffice.

INGREDIENTS

Serves 4

Prep 10 minutes

Cook 45 minutes

- ❑ 2 tbsp olive oil
- ❑ 4 skinless, boneless chicken thighs
- ❑ 1 tsp salt
- ❑ 1 tsp pepper
- ❑ 75g/2oz/1 cup chorizo, roughly sliced
- ❑ 1 medium white onion, diced
- ❑ 2 medium cloves garlic, diced
- ❑ 2 tomatoes, roughly chopped
- ❑ 1 tbsp smoked paprika
- ❑ Large pinch saffron
- ❑ 300g/10oz/1 cup paella rice (arborio rice will also work)
- ❑ 1 litre/42 fl oz/5 cups stock (chicken, seafood or vegetable)
- ❑ 100g/3oz/1 cup frozen peas
- ❑ 6 king prawns
- ❑ 8 mussels
- ❑ Lemon wedges, to serve

CUT OUT
AND KEEP
GUIDE!**top tip...**

To extract the full flavour of saffron, soak the strands in some hot (not boiling) water for around 10 minutes before use

RECIPE

STEP 1 Set the hob to medium temperature and heat your oil in a large frying pan. While the oil is heating, season the chicken thighs with salt and pepper. Add the chicken to the pan, frying gently until the pieces are lightly browned all over.

STEP 2 Add the chorizo and continue frying for about 1-2 minutes until it releases its oils. Remove the chicken and the chorizo and set aside, leaving the juices in the pan.

STEP 3 Add the diced onion to the saucepan and fry until it becomes soft and semi-translucent. Then add the garlic, chopped tomatoes, paprika and saffron, and cook for a couple of minutes.

STEP 4 Return the chicken and chorizo to the saucepan, including any juices that have been released. Add the rice to the dish and allow that to fry for 1-2 minutes.

STEP 5 Pour in the stock and give your dish a quick stir to ensure all of the rice

is covered with stock. Check the cooking time of the rice on its packaging, and leave to simmer on a low heat, without stirring.

STEP 6 Once the rice is about done, add the peas, prawns and mussels. If you wish, place a lid on the pan to steam the seafood.

STEP 7 Once the prawns have turned pink and the mussels have opened (pick out and discard any that remain closed), the dish is ready to serve. Garnish your paella with a few lemon wedges and enjoy!





FAJITAS

With earthy spices, fresh sides and served sizzling at the table, fajitas add fiesta to any feast

Fajitas are a Tex-Mex staple. While they were popularised in Texas, their origins lie across the border in northern Mexico.

Cattle ranch workers would take tough but flavoursome cuts of beef to make *arracheras*, by tenderising and grilling the meat for their wood-fire cookouts.

The more common name derives from *faja*, the Spanish word for strips of meat, usually skirt steak, and these days, fajitas are made with a range of delicious fillings, including chicken, pork, seafood and vegetables.

For this recipe, we're using chicken strips, but the spice mix will also complement any other filling you might choose.

INGREDIENTS

Serves 6

Prep 20-30 minutes

Cook 10-15 minutes

For the spice mix

- ❑ 0.5 tbsp chilli powder, mild or hot, to taste
- ❑ 2 tbsp smoked paprika
- ❑ 1 tbsp ground cumin
- ❑ 1 tbsp ground coriander seeds
- ❑ 3-4 tsp dried oregano
- ❑ 0.25-0.5 tsp cayenne pepper

For the salsa

- ❑ 3 large or 5-6 medium tomatoes
- ❑ 2 small red onions
- ❑ 0.5-1 green or habanero chilli, depending on how hot you like it
- ❑ 1 handful coriander, leaves only
- ❑ Drizzle of olive oil
- ❑ Generous pinch salt and pepper

For the fajitas

- ❑ 2 tbsp vegetable oil
- ❑ 3 chicken breasts, cut into strips about 1-2cm (3/4in) thick
- ❑ 2 medium white onions, thinly sliced
- ❑ 3 bell peppers, any colour, sliced into strips

To serve

- ❑ 6 soft tortillas, corn or wheat
- ❑ 150g/5oz hard cheese, such as cheddar or manchego, coarsely grated
- ❑ 250ml/8.5 fl oz/1 cup sour cream
- ❑ 2 avocados, sliced
- ❑ 2 limes, cut into 12 wedges

top tip...

Make it vegetarian by swapping chicken for strips of roasted sweet potato or aubergine, or some refried beans

RECIPE

STEP 1 Add all of the ingredients for the spice mix to a small jar, put the lid on and shake to combine. This recipe only uses 2-3 tsp of the mixture, so the rest can be stored in the sealed jar in a cool place for future use.

STEP 2 For the salsa, add the tomatoes, red onions, chilli and coriander to a mini (low-wattage) food processor and pulse for a second at a time until you reach the desired consistency.

Alternatively, you can finely chop the ingredients and mix them together.

Add to a serving bowl and stir through a drizzle of olive oil with a generous pinch of salt and pepper. Cover and set aside.


STEP 3 For the fajitas, dry-fry 2-3 tsp of the spice mix in a frying pan over a medium-high heat for 2 minutes, stirring regularly. Add 1 tbsp vegetable oil, then

once it's hot, add the chicken strips, stirring until they're coated in the spices. Turn the heat up to high and stir-fry for another 4-6 minutes, until the strips are cooked on all sides.

STEP 4 Remove the chicken from the pan and set aside on a plate. Reduce the heat to medium-high and heat 1 tbsp vegetable oil in the pan. Add the sliced onions and peppers, and fry for 5-6 minutes.

STEP 5 Return the chicken to the pan with the onions and peppers, then stir-fry for another 2-3 minutes. The chicken should be cooked through (cut a large slice in two to make sure there is no pink meat), and the peppers and onions should be soft.

STEP 6 Serve a buffet of the chicken, pepper and onion mix with tortillas, cheese, sour cream, avocado and lime wedges, so everyone can build their own fajitas.




KNOW-HOW // SUMMER TOURING

APPS ON TOUR

CUT OUT
AND KEEP
GUIDE!



Wherever you travel, there's an app for that...

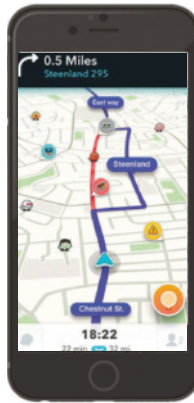


what3words

Trying to meet up with friends on-site can be complicated, but this app makes it much easier. It divides the whole world into a 3 x 3m grid, so you can simply share your location using a unique three-word address.

Price Free

➤ www.what3words.com

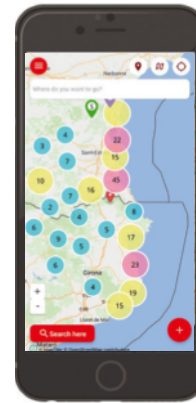


Waze

A community of users, all working together to improve and update Waze's maps. The aim is to provide up-to-date traffic reports and help you reach your destination quickly and with the minimum hassle.

Price Free

➤ www.waze.com




Camping App Eu

More than 20,000 European locations are listed on this useful – and free – app, including full-service campsites. Don't plan your next tour on the Continent without it!

Price Free

➤ Google Play, iTunes

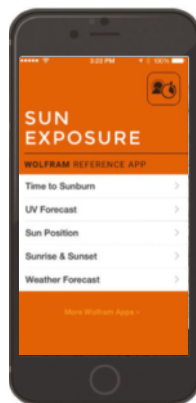


Spotify

The beauty of this app is virtually unlimited music at your fingertips, and you can design your playlist to suit your mood or trip. Just make sure that you download your tracks before you go, to avoid costly data surprises.

Price Free

➤ www.spotify.com



Wolfram Sun Exposure

Simply tap a few details into the app and it will tell you how long you can currently stay in the sun before you're likely to burn. It also provides a UV forecast, and recommends which SPF sunscreen to use – it's clever stuff.

Price £0.99 (for iOS)

➤ iTunes

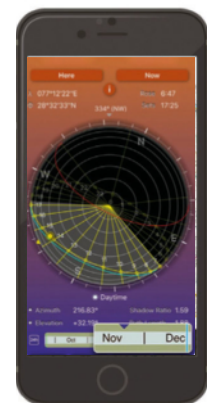


SkyView

Bring the wonders of space to your mobile device! SkyView shows you where the planets, Sun and Moon will be at any time. Beautifully designed and with a host of features, this app is one of the best available.

Price Free (for iOS)

➤ terminaleleven.com/skyview



Sun Seeker

This app tells you where and when the sun will rise, so you know where shadows will fall at different times of the day – brilliant for finding the best direction to pitch up to enjoy the morning or evening sun.

Price £9.99

➤ www.ozpda.com

»



ESSENTIAL SUMMER KIT

Here's our selection of brilliant gear to help you make the most of summertime touring adventures!



Going for gold

The whole family can join in some friendly competition with the Decathlon soft archery set – a bow and two suction-cup arrows, with a target that doubles as a carry-case.

Price £39.99 **Web** www.decathlon.co.uk



Coming to a screen near you...

Turn your pitch into an entertainment hub with Outwell's new movie screen. Pair it with one of the low-cost projectors that are now readily available, and you'll be all set to enjoy your favourite shows, sports events and films while you're on tour.

Price £55 **Web** www.outwell.com



In the bag

Keep your vehicle organised on even the longest road trips with this seatback organiser from Celsto Hypermart, available with and without the foldable tray and in a range of colours.

Price From \$20.96
Web www.celsto.com



Lighten up

Keep cool and bright with the 3-in-1 Lumi-Fan Lantern's two light settings and three fan speeds. Chargeable via USB, it also has a useful hanging hook.

Price £24.99 **Web** gooutdoors.co.uk



Scope out the area

While you're enjoying the sunshine in the UK's fantastic national parks and reserves, keep an eye out for wildlife with National Geographic's 60x magnification Spotting Scope.

Price £78.99 **Web** www.robertdys.co.uk

Robert Dyas



Underwater adventures

Take a peek beneath the waves with the SEAC Sub Libera full face snorkel mask, which will allow you to explore the shallows in comfort, while you breathe naturally.

Price £44.80 **Web** www.simplyscuba.com



**SAVE
10%!**



On the beach

Your towel stays under control with the simple but effective Beach Towel Clip. Available in three colours and coming in a set of four, this clever clip keeps your towel pinned in place, so you don't have to chase after it on a breezy day. Plus, our readers can enjoy an exclusive 10% discount by using the code **CARAVAN** when checking out at the website below!

Price £9.99 **Web** thebeachtowelclip.com



**CUT OUT
AND KEEP
GUIDE!**



Get up, stand up...

Fancy trying a new watersport? Decathlon's inflatable stand-up paddleboard is perfect for beginners, providing excellent stability, and can be used by up to two people.

Price £349.99 **Web** www.decathlon.co.uk



Bugs be gone!

Keep pesky beasts at bay with the Thermacell Halo Mini Mosquito Repeller, which protects a 15ft zone around your caravan, for peaceful summer evenings.

Price £31.49 **Web** www.gooutdoors.co.uk



Go bananas

Looking for a lightweight rainy day alternative? Bananagrams offers family fun without having to cart around a full board game. This can be played anywhere!

Price £11 **Web** www.cotswoldoutdoor.com



Silver Mushroom

Fire up the barbie

Cook up a storm on-site with the Tramontina portable charcoal BBQ. Made from stainless steel and easy to assemble, it weighs in at just 4.55kg, so won't take up too much of your precious payload or storage space.

Price £74.95 **Web** www.silvermushroom.com



In the shade

The Fatboy Miasun portable sunshade is easy to put up and stow away, and will provide much-needed shelter for family visits to the beach on the sunniest days. Available in a range of colours and patterns, it is lightweight, too, at just over 1kg.

Price £115 **Web** www.fatboy.com



On the cards

Kikkerland Foragers Playing Cards will keep the children happy for hours, exploring the environment around them and learning all about nature and what is edible (and what isn't) in the great outdoors.

Price £7 **Web** cotswoldoutdoor.com



Having a ball

Enjoy fun in the sun with this Sunnylife inflatable beach ball. Available in a range of colours and designs, it's an essential for a great day on the sands or by the pool.

Price £8.40-£15 **Web** uk.sunnylife.com





SUMMER ACTIVITIES

Now we can get out and about, it's time to try something new, says Marcus Leach



WITH THE SUMMER here at last, many of us are planning at least a few weeks away. In years gone by this could, for some people, mean booking the Channel Tunnel crossing, loading up the van and setting off on a European adventure full of discoveries and activities.

However, given the uncertainty about overseas travel, those long sultry summer days spent on foreign soil are going to have to wait for a while longer yet.

Abundance of adventure

That doesn't, however, mean that there has to be any lack of adventure, or indeed any worry about what you're going to do on your travels to keep everybody in the family entertained this summer.

As many of us have been discovering in recent months, there's an abundance of great places to visit, things to see and activities to do throughout the UK – it's simply a case of heading out to discover something new. To start you off, here are some of our favourite summer activities.

1 Lavender fields

There's something very French about great fields of lavender, their enchanting aroma filling the warm afternoon air as you pass row upon row of vibrant purple flowers. Now, thanks to a growing number of lavender fields in the UK (A), this is an experience you can enjoy closer to home.

How Contact Mayfield Lavender (mayfieldlavender.com) to find out what activities they are running

Where North Surrey Hills, or check out www.visitbritain.com/gb/en/englands-loveliest-lavender-fields

2 Wildlife safari

The mere mention of the word 'safari' is enough to conjure up visions of Africa and herds of animals roaming free. But did you know you can head off on a wildlife safari in the UK? We're not talking about an enclosed park, either. From whales and dolphins off the Yorkshire coast or falcons in the Durham Dales, through to basking

sharks off the Isle of Mull and deer and ponies in the New Forest (B), there's a huge variety of wildlife viewing options.

How Contact Yorkshire Coast Nature (yorkshirecoastnature.co.uk) about whale- and dolphin-watching trips

Where North and East Yorkshire

3 Gorge scrambling

Looking to enjoy something a little more adventurous? Why not head to the Brecon Beacons and try your hands (and feet) at gorge scrambling?

This is a great activity for adults and older children, and involves making your way up or down a river gorge by climbing, walking, scrambling and swimming. Perfect as part of an outdoor-focused trip to one of the UK's most beautiful national parks.

How Contact Adventures Wales (www.adventureswales.co.uk) to book your gorge scrambling experience

Where Brecon Beacons National Park, South Wales

CUT OUT
AND KEEP
GUIDE!

'There's an abundance of great places to visit, things to see and activities to do throughout the UK – it's simply a case of heading out to discover something new'



4 Geocaching

Who doesn't love an old-fashioned treasure hunt? That is what geocaching is, in essence, only you don't get to keep the treasure. You do get all the fun of the hunt and immersion in beautiful countryside.

This advanced form of treasure hunting uses GPS technology to track down a huge range of secret caches (C) located all over the UK (and the world, when we can once more roam further from home).

How Download the Geocaching app and you are ready to get started! Find out more from Geocaching Association of Great Britain (gagb.org.uk).

Where Cairngorms National Park, north-east Scotland

5 Segway off-roading

There was a time during lockdown when we longed for walks in the woods, but as our freedom has returned, so has our thirst for activities with a bit more adrenaline. So why not try an off-road

Segway in the woods this summer? Great fun for all the family, and you will discover a whole new way of moving along tracks and trails on these purpose-built off-road versions of the popular Segway scooter.

How Forest Segway with Go Ape (goape.co.uk)

Where Forest of Dean, Gloucestershire

6 Stone Skimming World Championships

Ever wanted to be crowned world champion but lacked the sporting prowess? Stone skipping might be the perfect sport to chance your arm at (no pun intended), given that anybody can enter, no matter your age or skill level. What's more, it can be enjoyed all year round.

The world championships take place in old slate quarries on Easdale Island, where there's an abundance of skipping stones. Of course, you can visit at any time of year to while away the hours skipping stones across the tranquil waters (D).

How Visit stoneskimming.com for full details on entering the tournament

Where Easdale Island, Scotland

7 Fossil hunting

Contained in the earth beneath our feet is a long and rich history, much of which is locked into fossils that anybody can discover, and there's no better place for keen fossil-hunters to head than the world-famous Jurassic Coast (E).

Stretching from Exmouth in Devon all the way to Studland Bay in Dorset, the Jurassic Coast has rocks dating back over 185 million years – which translates to rather a lot of fossils.

Although it is worth mentioning that fossil hunting is a game of patience, you might just make the next big discovery – be sure to stick to local safety advice, though.

How Contact Lyme Regis Museum (lymeregismuseum.co.uk) to book an expertly guided fossil walk

Where Lyme Regis, Jurassic Coast >>



'Something magical happens at night, when a plethora of hidden stars becomes visible'



8 Stargazing

Head away from our towns and cities and something magical happens at night, when a plethora of otherwise hidden stars becomes visible against darkening skies.

Most of the UK's national parks have dark sky viewing areas where you can take in the constellations (F), and Dark Skies Festivals run throughout the year.

With the sun setting later in summer, you will need to stay up a little longer to see the true majesty of the night sky, but it is well worth the wait.

How Visit gostargazing.co.uk for all you need to know about where to go and how to get started

Where Northumberland National Park

9 Rockpooling

There's something quite enchanting for children (and adults, for that matter) about turning over rocks on the beach to discover crabs, starfish and sea anemones, to name just a few of the curiosities you can find in rockpools.

As far as activities go, this one is as easy as could be – simply arm yourselves with buckets and small nets, and away you go to reveal the fascinating delights hidden in these marine mini-worlds.

How The National Trust has a handy guide to some of the best locations for rockpooling, at nationaltrust.org.uk/lists/best-beaches-for-rockpooling

Where St Helens Duver, Isle of Wight

10 Zorbing

If rolling down a steep hillside at exhilarating speeds while remaining cocooned inside a giant inflatable ball sounds like your idea of fun, it's time for you to give zorbing a go. Originating

from New Zealand, this very entertaining adrenaline sport has grown in popularity in the UK over recent years.

Alternatively, if you prefer your outdoor activities a little more on the sedate side, you can simply enjoy a coffee and watch proceedings from a comfortable distance while your thrill-seeking relatives hurtle head over heels downhill!

How Contact Go Zorbing (zorbing.co.uk) to learn more and book tickets

Where Surrey, south-east England

11 Magic and witchcraft

Tucked away in deepest Cornwall is a village that was putting spells on people long before we were bewitched by Harry Potter and his friends.

For those intrigued by the eerie and unexplained, the village of Boscastle should be on your 'must visit' list this summer, for it's here that you'll find the Museum of Witchcraft and Magic – as well as some of the most dramatic coastal scenery in England.

Depending on when you visit, there are also candlelit viewings and ghost stories to enjoy – if you're brave enough.

How Check museumofwitchcraftandmagic.co.uk for full details of what's happening throughout the summer

Where Boscastle, Cornwall

12 Mail Rail Tunnel Walk

The summer holidays are not exclusively about the great outdoors and coastal getaways; for some, they are a very welcome opportunity to head to the city. If that includes your family, then be sure to explore a different side to London (other cities are available!) this year.

The Postal Museum offers fascinating tunnel walks deep underground, giving



a unique insight into how its 100-year-old railway delivery service once operated, until the tunnels' closure in 2003.

How For full details and to book, visit postalmuseum.org/event/tunnel-walks

Where The Postal Museum, London

13 Sea kayaking

Contrary to popular belief, sea kayaking (G) is not all about waves and rough waters. In fact, it's the exact opposite – a way to explore corners and crevices of the coast not accessible on foot or in a larger boat, and all in a surprisingly tranquil manner.

There are many companies on the coast offering kayaking lessons and excursions for beginners, so make this the summer when you pick up your paddle and gain a different perspective on our coastline.

How Contact Wilderness Scotland (wildernessscotland.com) to book

Where Scottish Highlands

14 Hot air ballooning

As any bird would tell you if they could, there's a feeling of great serenity to be found floating high above the world (H), looking down on the scene below, perfectly detached from it all.

With longer evenings in the summer months, it's the perfect time to take off on a memorable adventure that will give you a totally different perspective of our green and pleasant land – and it's not as expensive as you might think.

How Companies offering flights include Balloons Over Britain (www.balloonsoverbritain.co.uk) and Virgin Balloons (www.virginballoonflights.co.uk)

Where Lake District, Cumbria



MONEY- SAVING TIPS

Our team of expert caravanners share some canny ways to keep down costs this summer!

Editor-in-chief Sarah says...

The ACSI card touts itself as 'your off-season discount card', but it's also great during the summer months.

It offers discounts of up to 60% on campsite fees at more than 3000 sites across the UK and the rest of Europe, reducing them to €12-€20. At some sites, that discount is applied during parts of June, July and even August – just search on the CampingCard ACSI website (www.campingcard.co.uk) using the dates when you plan to visit, and relevant sites will be revealed.

Art editor Simon says...

Avoid pricey motorway fuel stations if you can. Make sure you brim your vehicle before leaving home (and before hooking up the van, to make life easier). Then, while en route to your destination, if you see that your gauge is getting low, try to find a refuelling spot off the motorway. You might add a few miles to your journey, but it will be worth it in the savings you make. If you use one of the many supermarket filling stations, you can top up your loyalty points at the same time!

Deputy editor Paul says...

If you're looking to save money, you really need to consult with the King of Thrifty – Martin Lewis!

Via his award-winning website, moneysavingexpert.com, Martin dishes out excellent consumer advice, all of which focuses on saving you cash.

The site deals with everything money-related, from securing the best motor insurance and shopping deals to finding loans and contesting parking fines. We particularly like the Travel

section, which has fantastic tips for reducing driving costs, and the Deals & Shopping section, which currently has a Summer Sizzlers entry, with offers on '£2ish sun cream, cheap fans & £1.50 disposable BBQs' – you just need to sort the weather now, Martin! Sign up to receive regular news of money-saving offers.

Staff writer Bryony says...

When visiting towns and small cities, park up in the cheaper (sometimes even free) car parks that are slightly out of town and walk in, to avoid extortionate parking fees. Plus, you get to see more of the town!

Contributor Claudia says...

If you shop at Tesco, use your Clubcard vouchers for attractions, movies at Cineworld, pizzas at Prezzo, and travel by ferries and Eurotunnel. Check out Direct Ferries (directferries.co.uk/offers.htm) for special offers on ferry crossings to Ireland and mainland Europe – we will get back there eventually!

Reviews editor Peter Baber says...

When considering which caravan park to stay at, it is well worth finding out whether Wi-Fi is free, and if not, how much it costs – especially if you have teenage kids who are glued to their devices.

In my experience, the cost of Wi-Fi on campsites is often so high, and its availability so unreliable, that if you tour a lot, it might even be worth using the hotspot on your phone, if you have one, especially if you have a contract providing unlimited data.



'Avoid pricey motorway service stations for fuel if you can – make sure to brim your vehicle before leaving home to save cash'



HIDDEN GEMS

With a little inside knowledge you can beat the crowds and discover the very best of the UK. Here's our pick of its secret treasures



1 Seaside dining

Make your way to CrabShack (crabshackworthing.co.uk) in wonderful Worthing, for beachside dining that's worth a trip to the south coast in itself. A large terrace overlooks the sea, and customers can enjoy delicious plates of the freshest fish out on the deck or inside if the weather turns cooler. Menu favourites include a pint of Atlantic prawns, Sicilian-inspired fish stew and spicy pil pil prawn and chorizo.

■ **Where to stay** Northbrook Farm Caravan Club Site
www.caravanclub.co.uk





CUT OUT
AND KEEP
GUIDE!



2 Surf's up

Northern Ireland's beaches are second to none, nowhere more so than at the seven miles of golden sand at Benone Strand, a European Blue Flag beach with wonderful views across to Donegal. The sands are gorgeous for a stroll, but if you're looking for a shot of adrenaline, head for the Longline Surf School (longlinesurfschool.co.uk), where you can enjoy expert tuition in surfing and stand up paddleboarding. Don't forget to pack your wetsuit!

■ **Where to stay** Golden Sands Caravan Park
www.goldensandsbenone.com



3 Falling for the Pennines

Wain Wath Force, near Keld, is popular with wild swimmers, who can't get enough of this wonderful waterfall on the River Swale in the Yorkshire Dales National Park. It only has a short drop, but is beautifully scenic. Pack a picnic and your camera. Swimmers should take local advice, particularly after heavy rain.

■ **Where to stay** Pennine View Park
www.pennineviewpark.co.uk



4 A taste of Sussex

South-east England's reputation for quality winemaking is now well established, with vineyards across Kent, Sussex and Surrey rivalling those of Champagne. The award-winning Ridgeview (ridgeview.co.uk), near Ditchling, at the foot of the beautiful South Downs, is one such winery, where you can discover more with tours and tastings. This is the perfect place to enjoy a glass of excellent fizz in splendid countryside.

■ **Where to stay** Southdown Way Caravan & Camping
www.southdown-caravancamping.org.uk



5 Forest retreat

There's no doubting the restorative power of nature, but if forest bathing seems a bit tame, why not visit Beechenhurst, in the Forest of Dean? This activity hub is suitable for all the family and offers everything from archery to walking and cycling trails.

Run by Forestry England (www.forestryengland.uk/beechnhurst), the centre is also a Go Ape venue, with a zipline, Segway trails and a 12m-high climbing tower.

■ **Where to stay** Greenacres Campsite
www.greenacrescampsite.co.uk/camping



6 Aberdeen ice cream

You scream, I scream, we all scream for ice cream! And where better than at Mackie's 19.2, a famous parlour in Marischal Square, Aberdeen, run by the celebrated Scottish ice cream manufacturer.

Mackie's 19.2 (the distance in miles to the family factory) serves a variety of cones, tubs, sundaes, shakes and floats, and seasonal specials, including a notable haggis and orange marmalade flavour for Burns Night.

■ **Where to stay** Feughside Caravan Park
www.feughsidecaravanpark.co.uk



7 Superior sand castle

You could argue the whole Northumberland coast has been a hidden gem, but the secret's out and visitor numbers are rising. A wonderful introduction to this area is Bamburgh Castle (www.bamburghcastle.com), a Norman stronghold that has overlooked these atmospheric sands for 1400 years. See the armoury, the keep and the magnificent King's Hall before walking on the shore and enjoying views of the Farne Islands.

■ **Where to stay** Waren Caravan & Camping Park
www.meadowhead.co.uk/parks/waren



Kate Whiston

8 One hump or two?

In recent years, there has been a real fashion for repurposing disused railway lines and creating wonderful cycle trails. One of the best of these is the Camel Trail, in north Cornwall, an 18-mile route that follows the River Camel from Bodmin Moor down to Padstow.

The trip makes a wonderful excursion, offering a manageable distance for most people. Cycle hire is available at cameltrailcyclehire.co.uk.

■ **Where to stay** Little Bodieve Holiday Park
littlebodieve.co.uk/touring



Keith Harris

9 Steaming in!

The North York Moors Railway (www.nymr.co.uk) is not only one of the most beautiful lines in the UK, but also wonderfully preserved – enough to make Michael Portillo weep for joy! The 24-mile route between Whitby and Pickering cuts through Newtondale and stops at a variety of towns, including Levensham, from where you can walk to the impressive Hole of Horcum, a huge natural amphitheatre more than half a mile across.

■ **Where to stay** Wayside Holiday Park
www.waysideholidaypark.co.uk